




BEDROOM TYPE SCHEDULE

-  Standard
-  Standard Plus
-  Deluxe
-  Studio
-  Wheelchair Accessible



R Retro Fit-out in accordance with Accommodation Schedule. ALL rooms as identified to be adaptable for the following occupancy groups:
 Wheelchair accessible
 Hearing Impairment
 Visual Impairment

